

The original SEGAL lock was developed in 1912 by Samuel Segal, a New York police officer, who saw the need to protect residents from thieves "jimmying" or spreading the door frame to gain entry. Improvements over the years have changed the original design and made the Segal Vertical Deadbolt one of the strongest locking devices available through the retail channels.

SEGAL

...the Symbol of Protection

See pages 2-3 for the new mortise lockset products



Segal Lock Company
26950 San Bernardino Ave., Redlands, CA 92374

1-800-255-3505 • Fax 1-800-437-7405

PRIME-LINE

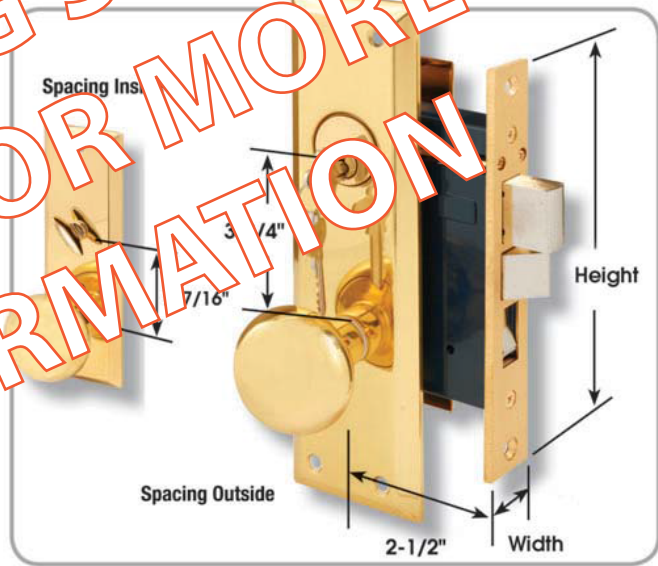
MORTISE LOCKSETS



- Grade II security
- Wrought solid brass 2-1/4" diameter knobs
- Exterior rosette 2-5/8" wrought solid brass, steel reinforced
- Interior rosette 2-5/8" wrought solid brass, steel reinforced
- Mortise cylinder from solid brass bar stock, 1" length, Segal SE-1 original keyway, 2 keys
- Fits 1-3/8" to 1-3/4" thick doors
- Rocker switch locks or un-locks exterior knob function
- Additional cylinders available for thicker doors
- 3-3/4" exterior knob to cylinder spacing
- 1" dead-bolt projection
- 9/16" solid brass latch bolt projection, field reversible
- 3/16" thick cast solid brass lock faceplate
- High pressure die cast zamac case and vital working parts
- Strike and dust box included

Apartment Entry Lock Single Cylinder w/ Deadbolt

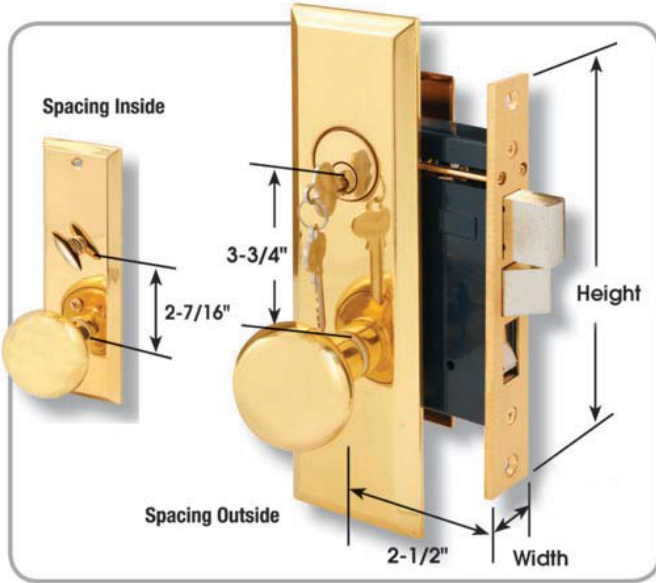
- Surface mounted trim plates
- 2-1/2" backset
- Thru-spindle with screw on knob



COMING SOON
 CALL FOR MORE
 INFORMATION

Model Number	Width	Height	Finish	Handing
SE 26000	1-1/16"	7-5/8"	Polished Brass	Left
SE 26010	1-1/16"	7-5/8"	Polished Brass	Right
SE 27590	1-1/16"	7-5/8"	Satin Nickel	Left
SE 27600	1-1/16"	7-5/8"	Satin Nickel	Right
SE 27610	1-1/16"	7-5/8"	Classic Bronze	Left
SE 27620	1-1/16"	7-5/8"	Classic Bronze	Right
SE 27110 (Wide faceplate)	1-1/4"	8"	Polished Brass	Left
SE 27120 (Wide faceplate)	1-1/4"	8"	Polished Brass	Right
SE 27100 (Vestibule)	1-1/16"	7-5/8"	Polished Brass	Left
SE 27630 (Vestibule)	1-1/16"	7-5/8"	Polished Brass	Right

MORTISE LOCKSETS




Apartment Entry Lock Single Cylinder w / Deadbolt

- Internally mounted trim plates
- 2-1/2" backset
- Internally-bolted, self adjusting spring loaded spindle, screw-less knob



Model Number	Width	Height	Finish	Handing
SE 26020	1-1/16"	7-5/8"	Polished Brass	Left
SE 26030	1-1/16"	7-1/8"	Polished Brass	Right
SE 27130 (Wide face plate)	1-1/4"	8"	Polished Brass	Left
SE 27140 (Wide face plate)	1-1/4"	8"	Polished Brass	Right



Apartment Entry Lock Double Cylinder w / Deadbolt

- 2-1/2" backset
- Internally-bolted, self adjusting spring loaded spindle, screw-less knob



Model Number	Finish	Handing
SE 27570	Polished Brass	Left
SE 27580	Polished Brass	Right



COMING SOON
 CALL FOR MORE
 INFORMATION

SINGLE CYLINDER DEADBOLT

Angle Strike



Flat Strike




- Interlocking Single Cylinder Deadbolt with flat, angle, or combination of both strikes.
- Solid bronze construction with brushed brass finish or a brushed chrome finish.
- Mounts to wood or metal doors and frames.
- Each lockset consists of: Lock, strike(s), rim cylinder, 2 keys, screw pack, cylinder trim ring, mounting plate and instructions.

Available in retail pack clam shell or box packaging.

Model Number	Strike Supplied	Finish	Standard Packaging	Keying	Box Qty.
SE 15311	Angle	Brushed Brass	Clamshell	KD	3
SE 15321	Flat	Brushed Brass	Clamshell	KD	3
SE 15361	Angle & Flat	Brushed Brass	Clamshell	KD	3
SE 15323	Flat	Brushed Chrome	Clamshell	KD	3
SE 15316	Angle	Brushed Brass	Box	KD	6
SE 15326	Flat	Brushed Brass	Box	KD	6
SE 15366	Angle & Flat	Brushed Brass	Box	KD	6
SE 15716	Angle	Brushed Brass	Box	KA	6
SE 15726	Flat	Brushed Brass	Box	KA	6
SE 15728	Flat	Brushed Chrome	Box	KA	6
SE 15318	Angle	Brushed Chrome	Box	KD	6
SE 15328	Flat	Brushed Chrome	Box	KD	6
SE 15329	Flat	Brushed Chrome (Schlage Keyway)	Box	KD	6
SE 15332	Angle & Flat	Brushed Chrome	Box	KD	6
SE 15327	Flat	Satin Nickel	Box	KD	6
SE 15330	Flat	Blackened Nickel	Box	KD	6
SE 15331	Flat	Oil-rubbed Bronze	Box	KD	6
SE 15333	Flat	Polished Brass	Box	KD	6

DOUBLE CYLINDER DEADBOLT



- Interlocking Double Cylinder Deadbolt with flat, angle, or combination of both strikes.
- Solid bronze construction with brushed brass finish or a brushed chrome finish.
- Mounts to wood or metal doors and frames.
- Each lockset consists of: Lock, strike(s), rim cylinder, 2 keys, screw pack, cylinder trim ring, mounting plate and instructions.

Available in retail pack clam shell or box packaging.

Model Number	Strike Supplied	Finish	Standard Packaging	Keying	Box Qty.
SE 19311	Angle	Brushed Brass	Clamshell	KD	3
SE 19321	Flat	Brushed Brass	Clamshell	KD	3
SE 19361	Angle & Flat	Brushed Brass	Clamshell	KD	3
SE 19328	Flat	Brushed Chrome	Clamshell	KD	6
SE 19316	Angle	Brushed Brass	Box	KD	6
SE 19326	Flat	Brushed Brass	Box	KD	6
SE 19366	Angle & Flat	Brushed Brass	Box	KD	6
SE 19716	Angle	Brushed Brass	Box	KA	6
SE 19726	Flat	Brushed Brass	Box	KA	6
SE 19318	Angle	Brushed Chrome	Box	KD	6
SE 19323	Flat	Brushed Chrome	Box	KD	6
SE 19332	Angle & Flat	Brushed Chrome	Box	KD	6
SE 19728	Flat	Brushed Chrome	Box	KA	6

SLAM LOCK



- “The Original” Single Cylinder Slamlock with flat strike.
- Solid bronze construction with brushed brass or brushed chrome finish.
- Consists of: Cylinder, 2 keys, screw pack, mounting plate and instructions.

Available in retail pack clam shell or box packaging.

Model Number	Materials	Finish	Standard Packaging	Keying	Box Qty.
SE 14326	Brass	Brushed Brass	Clamshell	KD	3
SE 14328	Brass	Brushed Chrome	Clamshell	KD	3
SE 14327	Brass	Brushed Brass	Box	KD	6
SE 14329	Brass	Brushed Chrome	Box	KD	6

WINDOW GUARDS



- Child-safe 3-7/8" bar spacing, inside mount
- Telescoping tubular bar design adjusts to fit a wide variety of window openings
- Approved by the New York City Department of Health and Mental Hygiene, HDWG #04-09-2010
- Quick release feature for fast window guard removal in emergencies with distinct 3-step removal procedure to discourage toddlers (egress version only)
- Tamper resistant screws to keep window guard firmly attached
- Easy to install
- U.S. Patent No. 8443550



16" Fixed 3 Bar Window Grill
(Width Expandable)

Finish	13"-22"	22"-38"	31"-54"
Black	S-4747	S-4751	S-4755
White	S-4748	S-4752	S-4756
Bronze	S-4750	S-4754	S-4758



18" Fixed 3 Bar Window Grill
(Width Expandable)

Finish	24"-42"	33"-60"	41"-76"
Black	S-5004	S-5008	S-5012
White	S-5005	S-5009	S-5013
Bronze	S-5007	S-5011	S-5015



21" Fixed 4 Bar Window Grill
(Width Expandable)

Finish	15"-22"	22"-38"	31"-54"
Black	S-4759	S-4763	S-4767
White	S-4760	S-4764	S-4768
Bronze	S-4762	S-4766	S-4770



28" Fixed 5 Bar Window Grill
(Width Expandable)

Finish	13"-22"	22"-38"	31"-54"
Black	S-4992	S-4996	S-5000
White	S-4993	S-4997	S-5001
Bronze	S-4995	S-4999	S-5003



Egress

21" Hinged 5 Bar Window Grill
(Width Expandable)

Finish	13"-22"	22"-38"	31"-54"
Black	S-4771	S-4775	S-4779
White	S-4772	S-4776	S-4780
Bronze	S-4774	S-4778	S-4782

REPLACEMENT CYLINDERS

- Solid brass or zinc construction with brushed brass or a brushed chrome finish.
- Each cylinder consists of: Cylinder, 2 keys, screw pack, mounting plate and instructions.

Brushed Brass



Brass Plated Zinc

Brushed Chrome



Available in retail pack clam shell or box packaging.

Model Number	Materials	Finish	Standard Packaging	Keying	Box Qty.
SE 66002	Zinc	Brass Plated	Clamshell	KD	6
SE 70002	Brass	Brushed Brass	Clamshell	KD	6
SE 70003	Brass	Brushed Chrome	Clamshell	KD	6
SE 70022	Brass	Brushed Brass, 2-pack	Clamshell	KA-2	6
SE 66007	Zinc	Brass Plated	Box	KD	6
SE 70007	Brass	Brushed Brass	Box	KD	6
SE 70008	Brass	Brushed Chrome	Box	KD	6
SE 70052	Brass	Brushed Brass	Box	KA 34344	6
SE 70053	Brass	Brushed Brass	Box	KA 32626	6
SE 70054	Brass	Brushed Brass	Box	KA 23465	6
SE 70055	Brass	Brushed Brass	Box	KA 34343	6
SE 70056	Brass	Brushed Brass	Box	KA 34336	6
SE 70057	Brass	Brushed Brass	Box	KA 34335	6
SE 70058	Brass	Brushed Brass	Box	KA 34346	6
SE 70059	Brass	Brushed Brass	Box	KA 34341	6
SE 70060	Brass	Brushed Brass	Box	KA 34342	6
SE 75007	Zinc	Brass Plated	Box	KA 31231	6
SE 76007	Brass	Brushed Brass	Box	KA 35452	6
SE 76008	Brass	Brushed Chrome	Box	KA 34315	6



Cylinder Guard Plate



Key Blanks

1/4" Deadlock Shim

1/2" Deadlock Shim

Flat Strike



Angle Strike



10 x 2" Copper Screw



10 x 2" Nickel Screw



10 x 2" One-way Screw



Bolt Release Spring



Bolt Catch Spring



Shutter Spring

Model Number	Finish	Description	Standard Packaging	Pkg Qty.	Box Qty.
SE 80000	Brass Plated Steel	Cylinder Guard Plate	Clamshell	1	6
SE 80001	Chrome Plated Steel	Cylinder Guard Plate	Clamshell	1	6
SE 15308	Brushed Brass	1/4" Deadlock Shim Plate	Bag	1	6
SE 15309	Brushed Brass	1/2" Deadlock Shim Plate	Bag	1	6
SE 70001	Brass	Segal K-9 Key Blank	Bag	50	6
SE 15304	Brushed Brass	Angle Strike	Bag	1	6
SE 15305	Brushed Brass	Flat Strike	Bag	1	6
SE 15306	Brushed Chrome	Angle Strike	Bag	1	6
SE 15307	Brushed Chrome	Flat Strike	Bag	1	6
SE 15297	Nickel	#10 x 2" Screws	Bag	10	6
SE 15298	Copper	#10 x 2" Screws	Bag	10	6
SE 15303	Copper	#10 x 2" One-way Screws	Bag	10	6
SE 70000	N/A	Lock Cylinder Tail Piece	Bag	10	6
SE 15299	N/A	Bolt Release Spring	Bag	10	6
SE 15300	N/A	Shutter Spring	Bag	10	6
SE 15301	N/A	Bolt Catch Spring	Bag	10	6